

Rental Report December 2016, Office of Housing  
Department of Human Service

# MOUNT ALEXANDER SHIRE (MAS)

POP: 19,754 (ERP 2019)

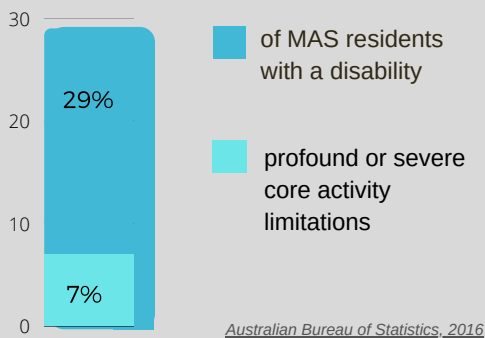
## SNAPSHOT 2021



# 64


people homeless in Mount Alexander Shire on any given night

Australian Bureau of Statistics



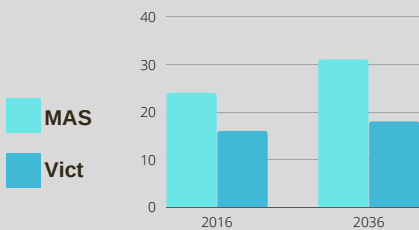
Australian Bureau of Statistics, 2016

MAS 32%  
Vict 25%



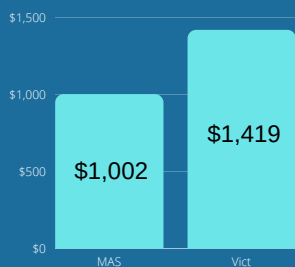
Rental Stress

MAS, SGS Economics & Planning 2019



Residents aged 65 years or over

Australian Bureau of Statistics, 2016




Median weekly household income

Australian Bureau of Statistics, 2016

# 589

more social housing units required

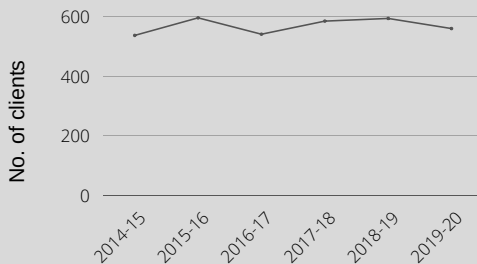
MAS, SGS Economics & Planning 2019



Estimated rate with high or very high psychological distress (18 yrs +)

Social Health Atlas of Australia, PHIDU, 2017-18

### Specialist Homelessness Services



AIHW 2021. Specialist Homelessness Services Collection data cubes 2011-12 to 2020-21. Canberra: AIHW.

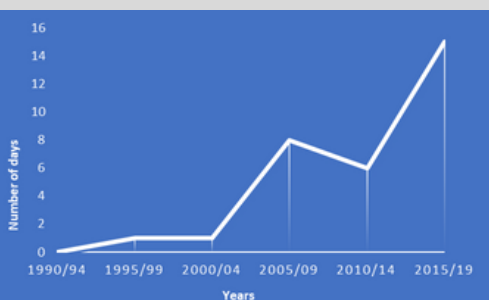
# 100

more rentals required

Local Real estate estimate, 2021

### Climate Change

Castlemaine: Number of days above 39oC



Bureau of Meteorology 1990-2019

# 190

(33% had a child present)

Family violence incidents attended by police

Crime Statistics Agency, 2019-2020

# 2.3%

of rental dwellings in Mount Alexander Shire are social housing

PHUDI, 2016